









Final Results

RANKING	TEAM	NAME	A	B	C	POINTS	RANKING
1	NED 	NETHERLANDS	94.08	211.90	3.53	309.51	1
		64 *DE RONDE Koos	47.36	114.09	3.53		
		77 *TIMMERMAN Theo	46.72	(127.51)	(4.41)		
		81 *WEUSTHOF Mark	(61.82)	97.81	0.00		
2	SUI 	SWITZERLAND	110.47	210.23	1.23	321.93	2
		224 *AFFRINI Felix	(62.08)	(142.04)	(39.50)		
		225 *ULRICH Werner	57.09	98.47	1.23		
		226 *WURGLER Daniël	53.38	111.76	0.00		
3	SWE 	SWEDEN	109.83	203.49	8.92	322.24	3
		227 *ERIKSSON Tomas	57.73	98.01	5.18		
		228 *PERSSON Fredrik	52.10	105.48	3.74		
4	HUN 	HUNGARY	102.27	232.65	3.00	337.92	4
		220 *DOBROVITZ Jozsef	54.53	125.92	3.00		
		221 *LAZAR Zoltán	47.74	106.73	0.00		
5	GER 	GERMANY	104.83	226.33	11.13	342.29	5
		216 *DANGEL Max	(61.95)	(117.80)	(24.52)		
		217 *PLUCKER Christian	58.75	110.15	11.13		
		218 *SANDMANN Christoph	46.08	116.18	0.00		
6	GBR 	GREAT BRITAIN	133.89	249.97	30.00	413.86	6
		213 *BASSETT Pippa	72.32	120.06	24.00		
		214 *BOWMAN-RIPLEY Wilf	61.57	129.91	6.00		

©Driving Program by Philippe Liénart (BEL) - philippe@lienart.com

OFFICIAL RESULTS 16:58

Signature President of the Jury