









		Final Results					
RANKING	TEAM	NAME	A	B	C	POINTS	RANKING
1		NETHERLANDS	90,02	214,67	7,51	312,20	1
		54 *CHARDON Ijsbrand	(49.67)	108.15	4.42		
		55 *DE RONDE Koos	46.19	(111.94)	3.09		
		56 *TIMMERMAN Theo	43.83	106.52	(16.37)		
2		BELGIUM	100,58	215,49	6,00	322,07	2
		38 *DEGRIECK Dries	(59.76)	(114.79)	3.00		
		39 *GEERTS Glenn	53.27	111.99	3.00		
		40 *SIMONET Edouard	47.31	103.50	(4.86)		
3		GERMANY	104,47	224,56	9,00	338,03	3
		50 *DUEN Rainer	(62.24)	117.19	6.00		
		51 *HARM Mareike	49.08	(125.16)	(6.58)		
		53 *VON STEIN Georg	55.39	107.37	3.00		
4		SWEDEN	107,72	234,35	3,00	345,07	4
		57 *DENGJ Johan	(60.82)	115.21	3.00		
		58 *OLIN Axel	55.63	119.14	0.00		
		59 *PERSSON Fredrik	52.09	(121.86)	(16.74)		
5		FRANCE	105,47	240,26	36,86	382,59	5
		42 *AILLAUD Benjamin	51.79	116.14	17.13		
		43 *HORDE Anthony	(62.12)	124.12	19.73		
		44 *MARICOURT Maxime	53.68	(134.11)	(25.46)		
6		GREAT BRITAIN	123,82	235,10	35,22	394,14	6
		46 *BOWMAN - RIPLEY Wilf	61.35	115.96	15.00		
		48 *LANE Richard	62.47	119.14	20.22		
		49 *NAPROUS Daniel	(66.78)	(119.49)	(29.22)		

©Driving Program by Philippe Liénart (BEL) - philippe@lienart.com

OFFICIAL RESULTS 11:37

Signature President of the Jury