






## Final Results

RANK	TEAM	NAME	A	A+B	POINTS	RANKING
1	<b>NED</b> 	NETHERLANDS	<b>137,26</b>	<b>302,21</b>	<b>439,47</b>	<b>1</b>
		30 *JANSSEN Brent	<del>(59.41)</del>	100.88		
		31 *PIJL Tamara	46.37	<del>(102.72)</del>		
		70 *VAN DE BUNT Melanie	<del>(48.58)</del>	104.50		
		69 *RUTJENS Rodinde	45.18	<del>(104.97)</del>		
		96 *HAMMINK Marijke	<del>(48.64)</del>	96.83		
95 *CHARDON Edith	45.71	<del>(98.90)</del>				
2	<b>GER</b> 	GERMANY	<b>140,32</b>	<b>301,35</b>	<b>441,67</b>	<b>2</b>
		23 *GÄNSHIRT Fabian	<del>(52.03)</del>	<del>(104.86)</del>		
		22 *BERLAGE Katja	51.09	98.38		
		58 *BAACKMANN Dieter	<del>(49.31)</del>	<del>(111.13)</del>		
		60 *PFEFFER Jan-Felix	43.92	109.69		
		92 *KNEIFEL Sven	<del>(52.37)</del>	<del>(107.45)</del>		
89 *BRAUCHLE Steffen	45.31	93.28				
3	<b>SUI</b> 	SWITZERLAND	<b>152,98</b>	<b>300,96</b>	<b>453,94</b>	<b>3</b>
		36 *SCHMID Doris	<del>(57.87)</del>	<del>(113.33)</del>		
		35 *SCHERRER Cédric	57.16	95.45		
		72 *KÖNIG Christof	<del>(59.03)</del>	103.03		
		73 *SCHMIDLIN Lea	48.11	<del>(113.71)</del>		
		99 *FALK Dominic	<del>(60.30)</del>	102.48		
100 *SCHERRER Yannik	47.71	<del>(102.53)</del>				
4	<b>BEL</b> 	BELGIUM	<b>154,09</b>	<b>312,43</b>	<b>466,52</b>	<b>4</b>
		7 *TINLOT Sven	<del>(58.17)</del>	<del>(112.93)</del>		
		6 *PIROTTE Gilles	52.74	101.18		
		44 *VAN DEN BROECK Pieter	<del>(64.63)</del>	110.22		
		45 *VAN PRAET Nico	52.17	<del>(115.14)</del>		
		79 *VAN DEN BOSCH Bert	<del>(59.97)</del>	<del>(102.96)</del>		
78 *BAX Tinne	49.18	101.03				
5	<b>GBR</b> 	GREAT BRITAIN	<b>165,25</b>	<b>311,40</b>	<b>476,65</b>	<b>5</b>
		21 *WALTERS-SYMONS Rosan	<del>(61.35)</del>	102.81		
		19 *BUCK Robert	53.45	<del>(108.04)</del>		
		56 *ADAMS Joseph	<del>(65.49)</del>	111.97		
		57 *SNOW Averina	59.43	<del>(113.66)</del>		
		87 *HOWE Sara	<del>(65.76)</del>	<del>(126.54)</del>		
86 *CAMPBELL Roger	52.37	96.62				
6	<b>FRA</b> 	FRANCE	<b>162,22</b>	<b>322,39</b>	<b>484,61</b>	<b>6</b>
		14 *CHRISTMANN Anna	<del>(62.47)</del>	<del>(103.37)</del>		
		17 *LEFORT Claire	52.74	101.23		
		54 *POENTIS Carine	<del>(54.31)</del>	<del>(73.74)</del>		
		55 *SELLE Jean Frederic	48.71	109.23		
		82 *ARRIAT Gilles	<del>(68.30)</del>	111.93		
85 *PARIAT Caroline	60.77	<del>(118.47)</del>				



## Final Results

RANK	TEAM	NAME	A	A+B	POINTS	RANKING	
7	DEN	DENMARK	<b>172,65</b>	<b>329,74</b>	<b>502,39</b>	7	
		8 *BLAABJERG Karina	<del>(69.14)</del>	106.09			
		9 *BUCHWALD Maria	58.11	<del>(108.02)</del>			
			50 *PETERSEN Niels S.	<del>(62.50)</del>	<del>(68.58)</del>		
			49 *IRMING Anette Holst	63.90	111.74		
81 *DAU Lars	50.64	111.91					
8	HUN	HUNGARY	<b>190,13</b>	<b>322,82</b>	<b>512,95</b>	8	
		27 *GENZWEIN Marina	66.13	<del>(118.74)</del>			
		28 *KARSAY Sándor	<del>(69.55)</del>	109.13			
			65 *LEHOCZ Dávid	<del>(61.37)</del>	<del>(58.43)</del>		
			62 *BALLA Evelin	60.50	119.13		
		93 *JÁMBOR Vilmos	<del>(54.78)</del>	<del>(0.00)</del>			
94 *ROHR Máté	63.50	94.56					
9	AUT	AUSTRIA	<b>186,67</b>	<b>332,63</b>	<b>519,30</b>	9	
		4 *SCHÖFTNER Michaela	57.75	<del>(103.26)</del>			
		1 *BALDAUF Bernhard	<del>(59.52)</del>	97.49			
			41 *HOLZINGER Simone	<del>(62.10)</del>	<del>(118.43)</del>		
			40 *ELEND Roman	56.70	104.47		
77 *KOLLROS Julia	72.22	130.67					

©Driving Program by Philippe Liénart (BEL) - philippe@lienart.com Scorer : xd

## OFFICIAL RESULTS 19:36

Signature President of the Jury