






Results A + B

RANKIN	TEAM	NAME	A	B	POINTS	RANKING
1	FRA	FRANCE	<b>83,10</b>	<b>181,15</b>	<b>264,25</b>	<b>1</b>
		27 *LEFORT Claire	( 52.84)	93.01		
		28 *MARTIN Fabrice	43.78	(114.65)		
		31 *VIGNAUD Marion	39.32	88.14		
2	NED	NETHERLANDS	<b>100,95</b>	<b>180,07</b>	<b>281,02</b>	<b>2</b>
		53 *HOUTERMAN Eline	57.10	88.79		
		56 *SIEBERS Saskia	43.85	91.28		
		58 *VAN DER DOELEN Frank	( 60.03)	( 98.00)		
3	GER	GERMANY	<b>104,82</b>	<b>184,55</b>	<b>289,37</b>	<b>3</b>
		38 *LAUTERBACH Dieter	( 55.90)	93.29		
		40 *TISCHER Marie	50.31	(111.21)		
		41 *UNZEITIG Anne	54.51	91.26		
4	SUI	SWITZERLAND	<b>111,01</b>	<b>184,02</b>	<b>295,03</b>	<b>4</b>
		68 *BARBEY Michael	53.37	( 98.57)		
		70 *GANDOLFO Mario	( 59.83)	90.42		
		72 *ULRICH Stefan	57.64	93.60		
5	LUX	LUXEMBOURG	<b>107,02</b>	<b>195,50</b>	<b>302,52</b>	<b>5</b>
		48 *KANDEL Nicolas	58.04	(100.58)		
		49 *SCHILTZ Franz	( 60.63)	98.35		
		50 *SCHILTZ Marie	48.98	97.15		
6	BEL	BELGIUM	<b>108,28</b>	<b>197,76</b>	<b>306,04</b>	<b>6</b>
		3 *DE KIMPE Esther	63.43	102.22		
		5 *PHILIPPOT Laure	44.85	95.54		
		7 *WYNANTS André	( 67.03)	(102.34)		
7	USA	UNITED STATES OF AMERICA	<b>122,93</b>	<b>190,03</b>	<b>312,96</b>	<b>7</b>
		74 *BRADISH Taylor	61.83	90.93		
		76 *HELMUTH Raymond	61.10	( 99.94)		
		78 *OSTROWSKI Carrie	( 61.83)	99.10		
8	DEN	DENMARK	<b>117,20</b>	<b>204,36</b>	<b>321,56</b>	<b>8</b>
		16 *FRID Helle Jespersen	59.90	103.65		
		17 *NIELSEN Mie Mosegaard	57.30	100.71		
		18 *PETERSEN Kasper	( 71.09)	(109.57)		
9	NOR	NORWAY	<b>125,26</b>	<b>198,56</b>	<b>323,82</b>	<b>9</b>
		60 *HENRIKSSON Ingrid Berit	61.03	101.13		
		62 *LUND STØEN Jeanette	( 64.83)	97.43		
		63 *MIKKELSEN Kjell Øivind	64.23	(107.67)		
10	POL	POLAND	<b>127,13</b>	<b>197,24</b>	<b>324,37</b>	<b>10</b>
		65 *KURYS Katarzyna	61.37	92.03		
		66 *SKUPIEN Malgorzata	65.76	(141.98)		
		67 *SZPOJDA Arkadiusz	( 66.23)	105.21		
11	CZE	CZECH REPUBLIC	<b>129,46</b>	<b>211,74</b>	<b>341,20</b>	<b>11</b>
		9 *BEJR Daniel	62.70	101.57		
		10 *KURKA Libor	66.76	(111.54)		
		14 *ZIEGLER Jiri	( 69.09)	110.17		
12	GBR	GREAT BRITAIN	<b>129,99</b>	<b>212,57</b>	<b>342,56</b>	<b>12</b>
		32 *BRADFORD Harriet	61.03	106.18		
		33 *CHARD Charlotte	68.96	106.39		
13	ITA	ITALY	<b>137,18</b>	<b>210,15</b>	<b>347,33</b>	<b>13</b>
		45 *CIVIDINI Cristiano	72.02	113.08		
		46 *GRASSO Gabriele	65.16	97.07		



Results A + B

RANKIN	TEAM	NAME	A	B	POINTS	RANKING
14		FINLAND	<b>127,79</b>	<b>229,07</b>	<b>356,86</b>	<b>14</b>
		22 *JÄRVINEN Talvikki	61.10	119.54		
		23 *KALALAHTI Leena	66.69	109.53		
15		HUNGARY	<b>132,46</b>	<b>233,17</b>	<b>365,63</b>	<b>15</b>
		43 *KUN Andrea	61.57	117.18		
		44 *MESKÓNÉ OROSZ Mária	70.89	115.99		
		SPAIN				
		19 *SABATER ALMELA Sebasti	( 67.56)	(EL)		
		20 *SOLANA MARTI Jose Ignaci	60.43	103.97		
		21 *TORRECILLAS Marcelo	( 70.09)	(EL)		

©Driving Program by Philippe Liénart (BEL) - driving@horsesdriving.be

OFFICIAL RESULTS 17:44

Signature President of the Jury