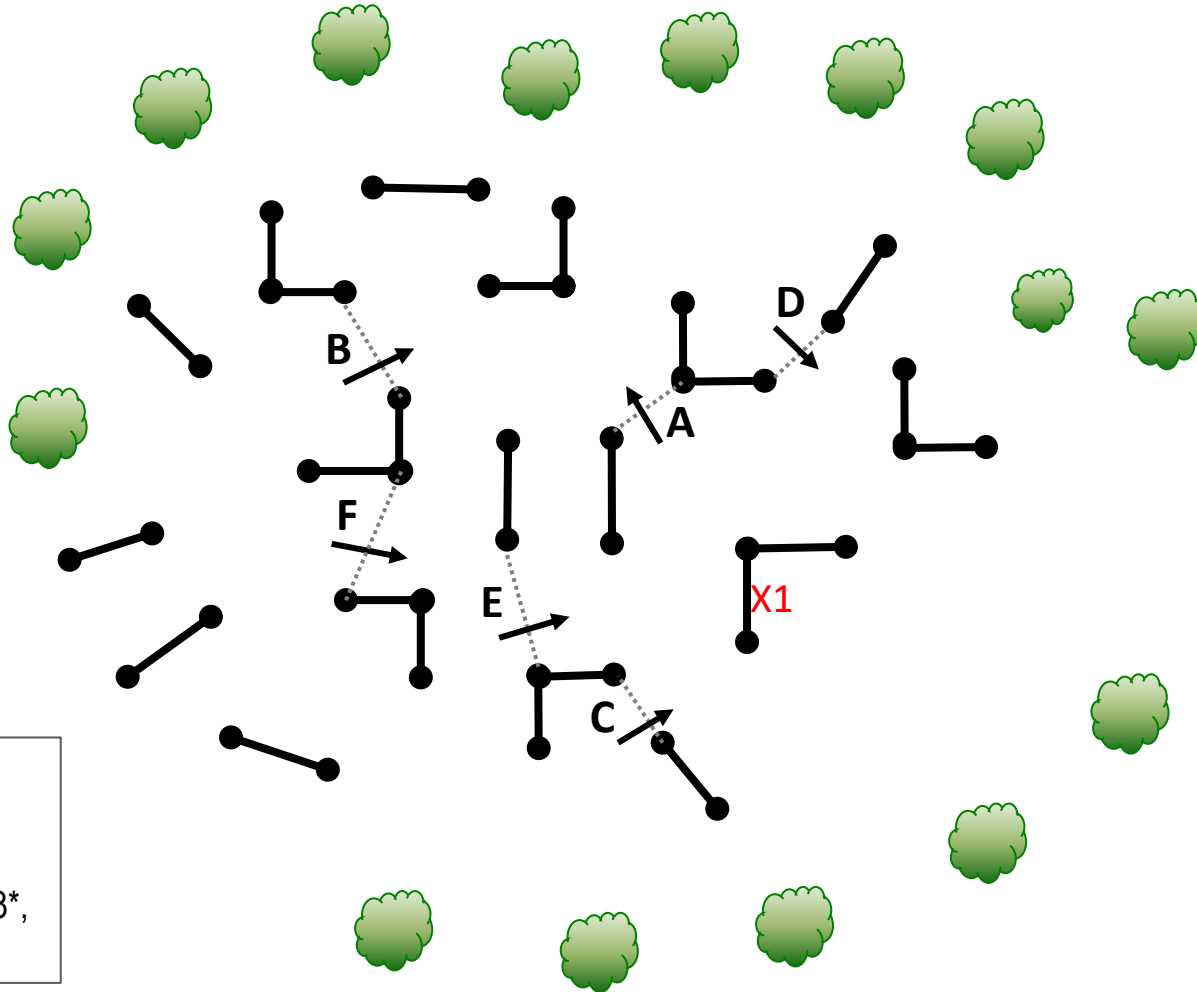


# Spring Fling 2023 Obstacle #1: Seminole Corner



Training: A-B-C-D  
 Prelim: A-B-C-D  
 Intermediate: A-B-C-D-E  
 Advanced, CAI 2 \*, CAI 3\*,  
 Para: A-B-C-D-E-F

X - 1 Knockdown

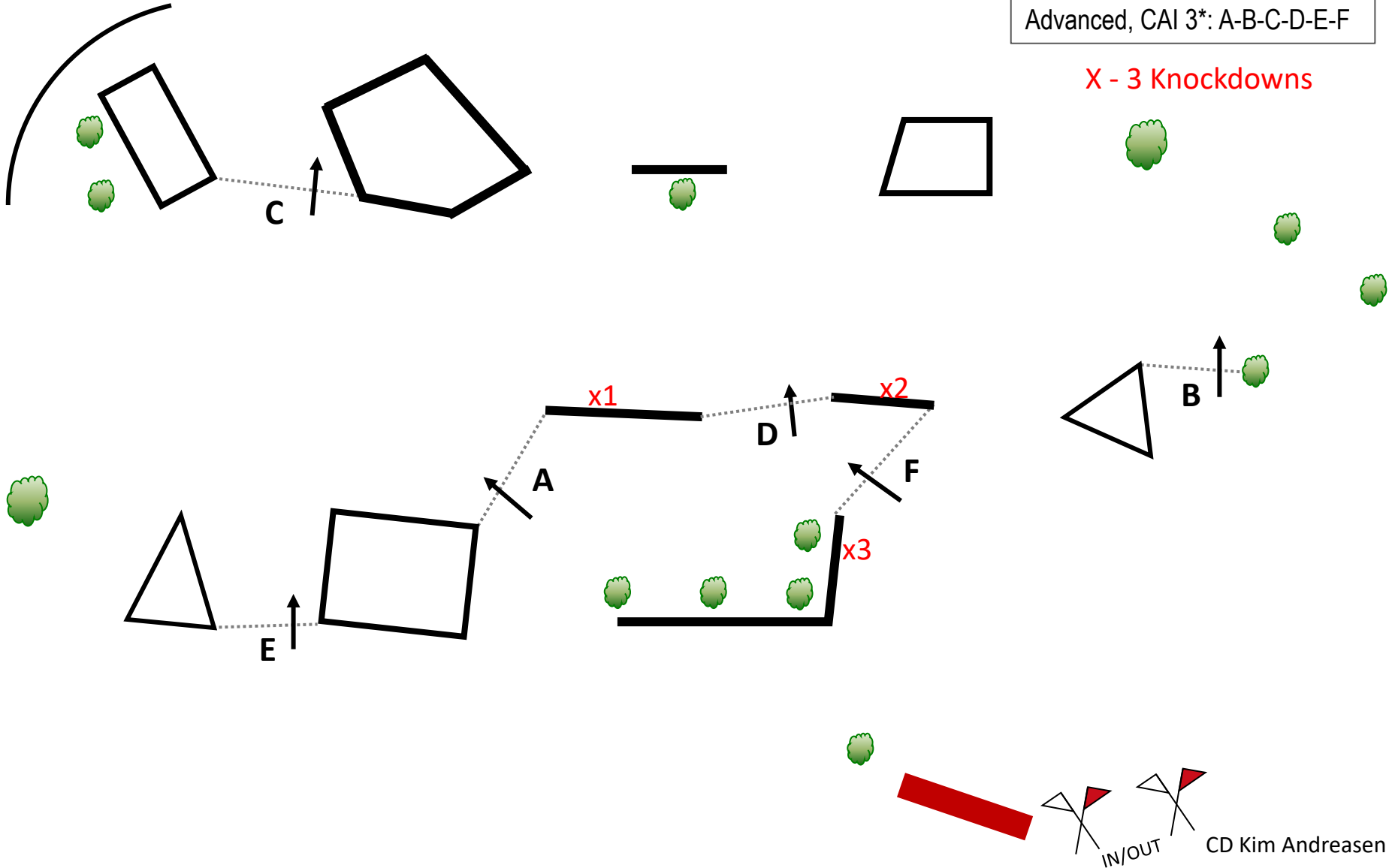




# Spring Fling 2023 Obstacle #4: between trees

Intermediate: A-B-C-D-E  
Advanced, CAI 3\*: A-B-C-D-E-F

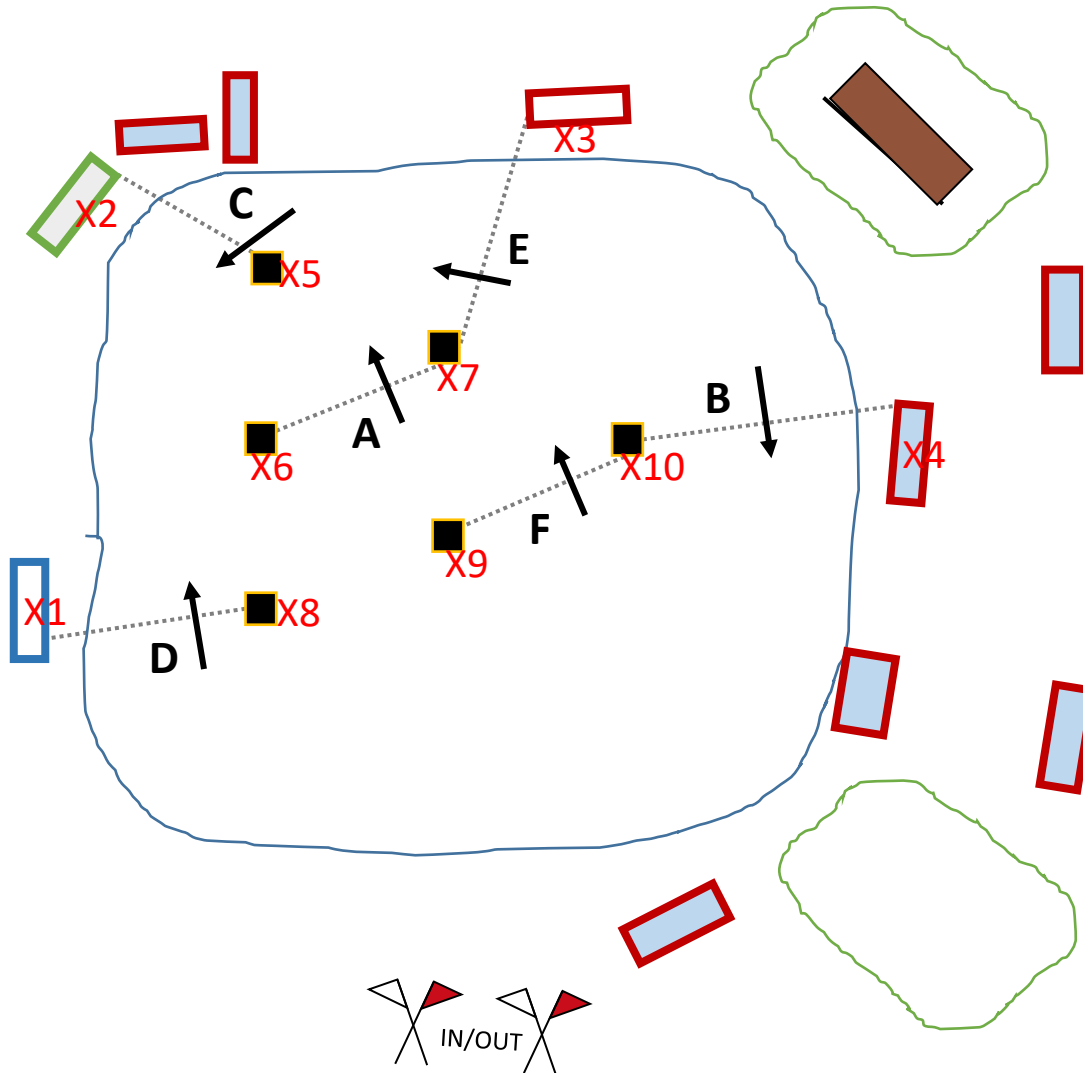
X - 3 Knockdowns



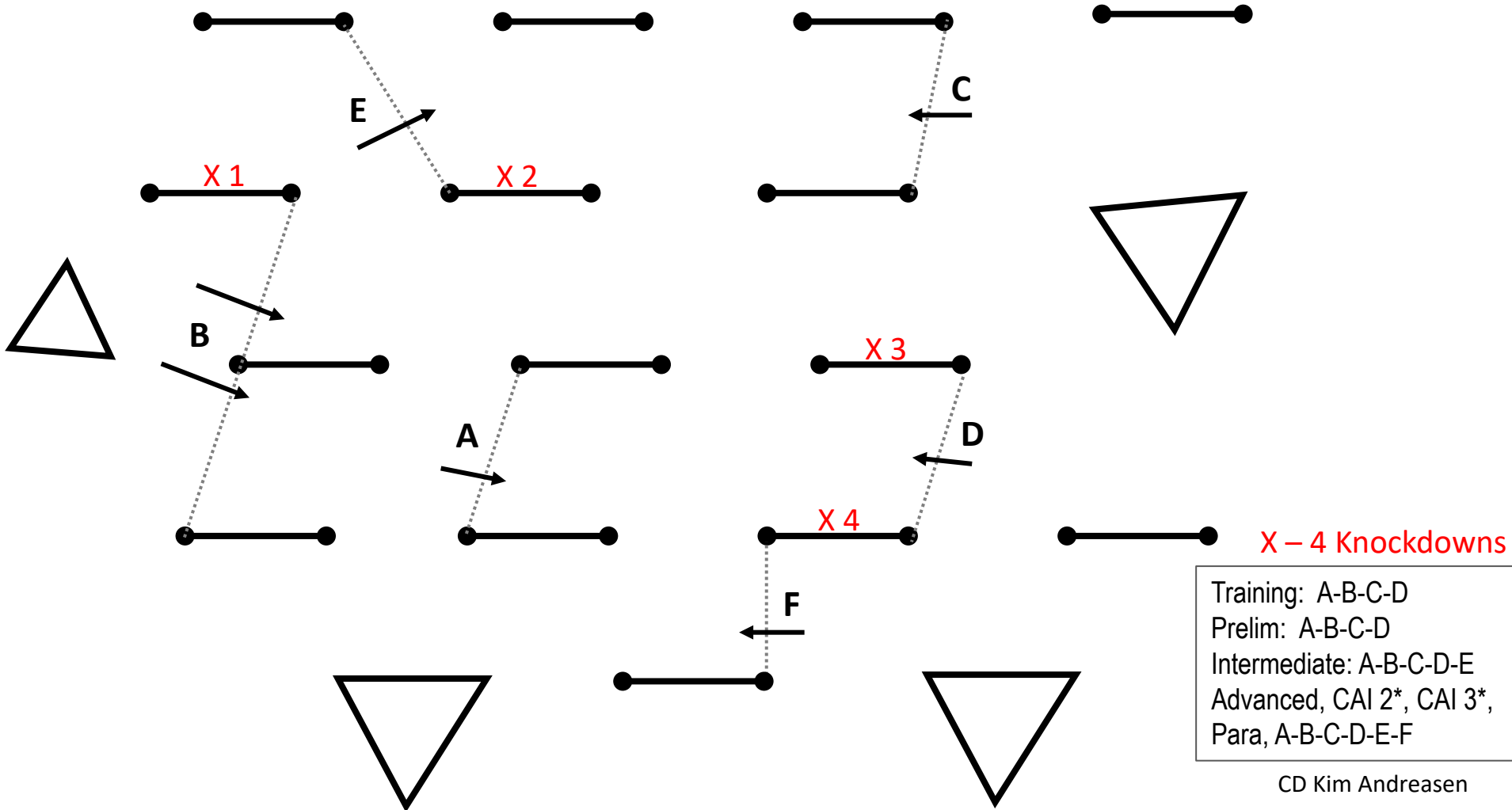
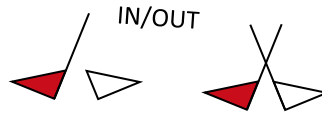
# Spring Fling 2023 Obstacle #5: Duck Pond

Prelim: A-B-C-D  
 Intermediate: A-B-C-D-E  
 Advanced, CAI 2\*, CAI 3\*,  
 Para : A-B-C-D-E-F

X - 10 Knockdowns



# Spring Fling 2023 Obstacle #6: Construction Zone



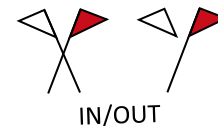
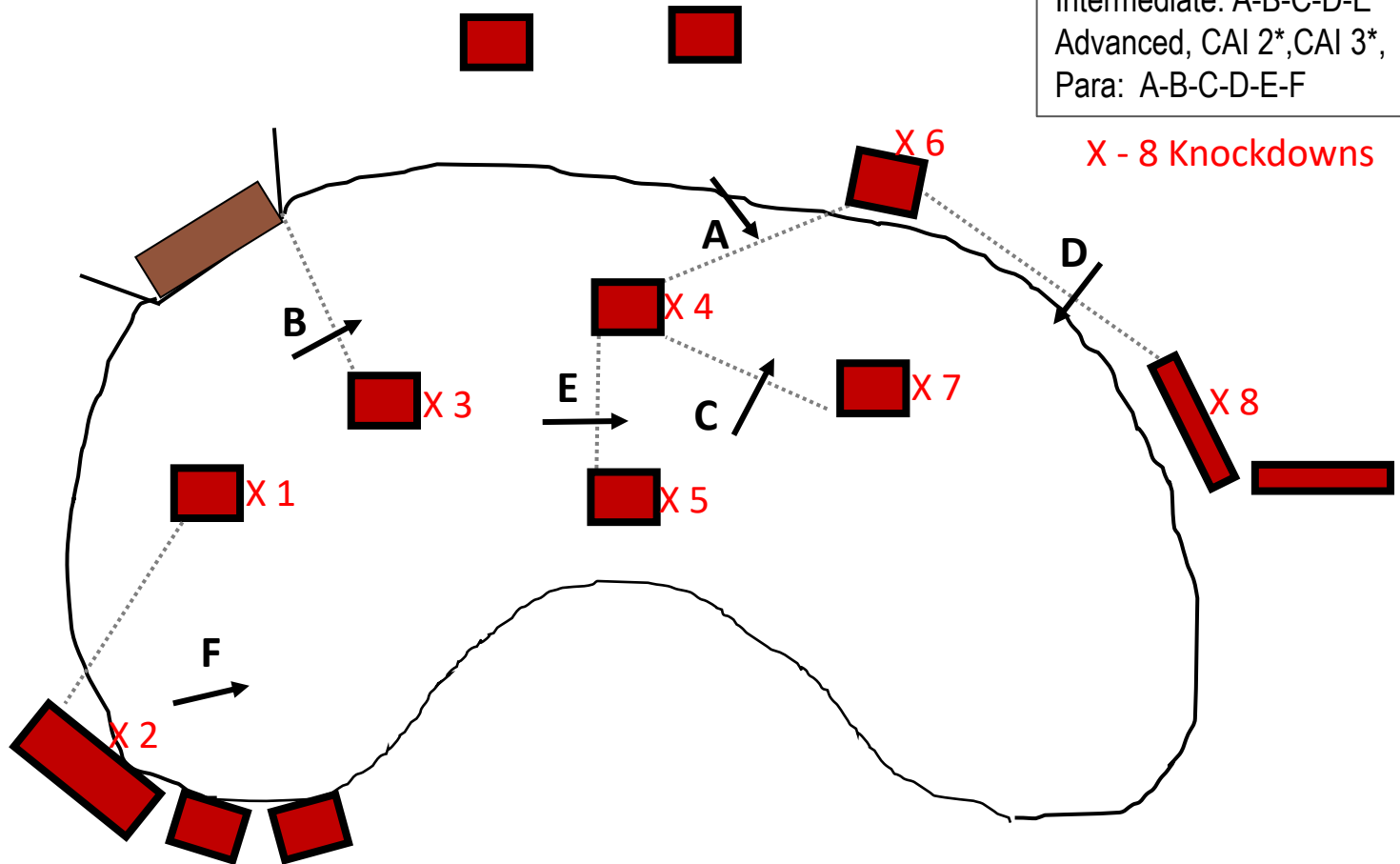
X - 4 Knockdowns

Training: A-B-C-D  
 Prelim: A-B-C-D  
 Intermediate: A-B-C-D-E  
 Advanced, CAI 2\*, CAI 3\*,  
 Para, A-B-C-D-E-F

# Spring Fling 2021 Obstacle #7: Across the Pond

Training A-B-C-D  
 Prelim: A-B-C-D  
 Intermediate: A-B-C-D-E  
 Advanced, CAI 2\*, CAI 3\*,  
 Para: A-B-C-D-E-F

X - 8 Knockdowns





<b>Timetable Marathon</b>
---------------------------

<b>Time Table</b>	<b>1 PRELIM VSE</b>	Obstacles	<b>123567</b>
-------------------	---------------------	-----------	---------------

Section	Distance in m	Speed in km/h	Minimum Time	Allowed Time	MaximumTime
A	2,500	6.00	<b>23:00</b>	<b>25:00</b>	30:00
B	5,710	9.00	<b>35:04</b>	<b>38:04</b>	01:16:08

<b>Time Table</b>	<b>2 2* PARA DRIVING</b>	Obstacles	<b>123567</b>
-------------------	--------------------------	-----------	---------------

Section	Distance in m	Speed in km/h	Minimum Time	Allowed Time	MaximumTime
A	2,500	6.00	<b>23:00</b>	<b>25:00</b>	30:00
B	6,050	14.00	<b>22:56</b>	<b>25:56</b>	51:52

<b>Time Table</b>	<b>3 TRAINING SM SINGLE PONY</b>	Obstacles	<b>12367</b>
-------------------	----------------------------------	-----------	--------------

Section	Distance in m	Speed in km/h	Minimum Time	Allowed Time	MaximumTime
A	2,500	6.00	<b>23:00</b>	<b>25:00</b>	30:00
B	5,280	11.00	<b>25:48</b>	<b>28:48</b>	57:36

<b>Time Table</b>	<b>B TRAINING SINGLE PONY</b>	Obstacles	<b>12367</b>
-------------------	-------------------------------	-----------	--------------

Section	Distance in m	Speed in km/h	Minimum Time	Allowed Time	MaximumTime
A	2,500	6.00	<b>23:00</b>	<b>25:00</b>	30:00
B	5,280	12.00	<b>23:24</b>	<b>26:24</b>	52:48

<b>Time Table</b>	<b>C TRAINING SINGLE HORSE</b>	Obstacles	<b>12367</b>
-------------------	--------------------------------	-----------	--------------

Section	Distance in m	Speed in km/h	Minimum Time	Allowed Time	MaximumTime
A	2,500	6.00	<b>23:00</b>	<b>25:00</b>	30:00
B	5,280	13.00	<b>21:23</b>	<b>24:23</b>	48:46

<b>Time Table</b>	<b>D PRE SM PAIR PONY</b>	Obstacles	<b>123567</b>
-------------------	---------------------------	-----------	---------------

Section	Distance in m	Speed in km/h	Minimum Time	Allowed Time	MaximumTime
A	2,500	6.00	<b>23:00</b>	<b>25:00</b>	30:00
B	5,710	12.00	<b>25:33</b>	<b>28:33</b>	57:06

<b>Time Table</b>	<b>E PRELIM SINGLE PONY</b>	Obstacles	<b>123567</b>
-------------------	-----------------------------	-----------	---------------

Section	Distance in m	Speed in km/h	Minimum Time	Allowed Time	MaximumTime
A	2,500	6.00	<b>23:00</b>	<b>25:00</b>	30:00
B	5,710	13.00	<b>23:22</b>	<b>26:22</b>	52:44

<b>Time Table</b>	<b>F PRELIM SINGLE HORSE</b>	Obstacles	<b>123567</b>
-------------------	------------------------------	-----------	---------------

Section	Distance in m	Speed in km/h	Minimum Time	Allowed Time	MaximumTime
A	2,500	6.00	<b>23:00</b>	<b>25:00</b>	30:00
B	5,710	14.00	<b>21:29</b>	<b>24:29</b>	48:58

<b>Time Table</b>	<b>G PRELIM PAIR HORSE</b>	Obstacles	<b>123567</b>
-------------------	----------------------------	-----------	---------------

Section	Distance in m	Speed in km/h	Minimum Time	Allowed Time	MaximumTime
A	2,500	6.00	<b>23:00</b>	<b>25:00</b>	30:00
B	5,710	14.00	<b>21:29</b>	<b>24:29</b>	48:58

<b>Time Table</b>	<b>H INTER SINGLE PONY</b>	Obstacles	<b>1234567</b>
-------------------	----------------------------	-----------	----------------

Section	Distance in m	Speed in km/h	Minimum Time	Allowed Time	MaximumTime
A	2,500	6.00	<b>23:00</b>	<b>25:00</b>	30:00
B	6,680	13.00	<b>27:50</b>	<b>30:50</b>	01:01:40





<b>Timetable Marathon</b>
---------------------------

<b>Time Table</b>	<b>I INTER PAIR PONY 1</b>	Obstacles	<b>1234567</b>
-------------------	----------------------------	-----------	----------------

Section	Distance in m	Speed in km/h	Minimum Time	Allowed Time	MaximumTime
A	2,500	6.00	<b>23:00</b>	<b>25:00</b>	30:00
B	6,680	13.00	<b>27:50</b>	<b>30:50</b>	01:01:40

<b>Time Table</b>	<b>J INTER PAIR PONY 2</b>	Obstacles	<b>1234567</b>
-------------------	----------------------------	-----------	----------------

Section	Distance in m	Speed in km/h	Minimum Time	Allowed Time	MaximumTime
A	2,500	6.00	<b>23:00</b>	<b>25:00</b>	30:00
B	6,680	13.00	<b>27:50</b>	<b>30:50</b>	01:01:40

<b>Time Table</b>	<b>K INTER SINGLE HORSE 1</b>	Obstacles	<b>1234567</b>
-------------------	-------------------------------	-----------	----------------

Section	Distance in m	Speed in km/h	Minimum Time	Allowed Time	MaximumTime
A	2,500	6.00	<b>23:00</b>	<b>25:00</b>	30:00
B	6,680	14.00	<b>25:38</b>	<b>28:38</b>	57:16

<b>Time Table</b>	<b>L INTER SINGLE HORSE 2</b>	Obstacles	<b>1234567</b>
-------------------	-------------------------------	-----------	----------------

Section	Distance in m	Speed in km/h	Minimum Time	Allowed Time	MaximumTime
A	2,500	6.00	<b>23:00</b>	<b>25:00</b>	30:00
B	6,680	14.00	<b>25:38</b>	<b>28:38</b>	57:16

<b>Time Table</b>	<b>M INTER PAIR HORSE</b>	Obstacles	<b>1234567</b>
-------------------	---------------------------	-----------	----------------

Section	Distance in m	Speed in km/h	Minimum Time	Allowed Time	MaximumTime
A	2,500	6.00	<b>23:00</b>	<b>25:00</b>	30:00
B	6,680	14.00	<b>25:38</b>	<b>28:38</b>	57:16

<b>Time Table</b>	<b>N INTER SINGLE PONY 1</b>	Obstacles	<b>1234567</b>
-------------------	------------------------------	-----------	----------------

Section	Distance in m	Speed in km/h	Minimum Time	Allowed Time	MaximumTime
A	2,500	6.00	<b>23:00</b>	<b>25:00</b>	30:00
B	6,680	13.00	<b>27:50</b>	<b>30:50</b>	01:01:40

<b>Time Table</b>	<b>O INTER SM PAIR PONY</b>	Obstacles	<b>1234567</b>
-------------------	-----------------------------	-----------	----------------

Section	Distance in m	Speed in km/h	Minimum Time	Allowed Time	MaximumTime
A	2,500	6.00	<b>23:00</b>	<b>25:00</b>	30:00
B	6,680	12.00	<b>30:24</b>	<b>33:24</b>	01:06:48

<b>Time Table</b>	<b>P 1* SINGLE PONY</b>	Obstacles	<b>1234567</b>
-------------------	-------------------------	-----------	----------------

Section	Distance in m	Speed in km/h	Minimum Time	Allowed Time	MaximumTime
A	5,000	0.00			
B	7,500				

<b>Time Table</b>	<b>Q 1* SINGLE HORSE</b>	Obstacles	<b>1234567</b>
-------------------	--------------------------	-----------	----------------

Section	Distance in m	Speed in km/h	Minimum Time	Allowed Time	MaximumTime
A	5,000	0.00			
B	7,500				

<b>Time Table</b>	<b>R 2* SINGLE HORSE</b>	Obstacles	<b>123567</b>
-------------------	--------------------------	-----------	---------------

Section	Distance in m	Speed in km/h	Minimum Time	Allowed Time	MaximumTime
A	2,500	6.00	<b>23:00</b>	<b>25:00</b>	30:00
B	6,050	14.00	<b>22:56</b>	<b>25:56</b>	51:52



<b>Timetable Marathon</b>
---------------------------

**Time Table S 2\* PAIR HORSE** Obstacles **123567**

Section	Distance in m	Speed in km/h	Minimum Time	Allowed Time	MaximumTime
A	2,500	6.00	<b>23:00</b>	<b>25:00</b>	30:00
B	6,050	14.00	<b>22:56</b>	<b>25:56</b>	51:52

**Time Table T 3\* SINGLE PONY** Obstacles **1234567**

Section	Distance in m	Speed in km/h	Minimum Time	Allowed Time	MaximumTime
A	2,500	6.00	<b>23:00</b>	<b>25:00</b>	30:00
B	6,880	13.00	<b>28:46</b>	<b>31:46</b>	01:03:32

**Time Table U 3\* PAIR PONY** Obstacles **1234567**

Section	Distance in m	Speed in km/h	Minimum Time	Allowed Time	MaximumTime
A	2,500	6.00	<b>23:00</b>	<b>25:00</b>	30:00
B	6,880	13.00	<b>28:46</b>	<b>31:46</b>	01:03:32

**Time Table V 3\* TEAM PONY** Obstacles **1234567**

Section	Distance in m	Speed in km/h	Minimum Time	Allowed Time	MaximumTime
A	2,500	6.00	<b>23:00</b>	<b>25:00</b>	30:00
B	6,880	13.00	<b>28:46</b>	<b>31:46</b>	01:03:32

**Time Table W 3\* SINGLE HORSE** Obstacles **1234567**

Section	Distance in m	Speed in km/h	Minimum Time	Allowed Time	MaximumTime
A	2,500	6.00	<b>23:00</b>	<b>25:00</b>	30:00
B	6,880	14.00	<b>26:30</b>	<b>29:30</b>	59:00

**Time Table X 3\* PAIR HORSE** Obstacles **1234567**

Section	Distance in m	Speed in km/h	Minimum Time	Allowed Time	MaximumTime
A	2,500	6.00	<b>23:00</b>	<b>25:00</b>	30:00
B	6,880	14.00	<b>26:30</b>	<b>29:30</b>	59:00

**Time Table Y ADVANCED TEAM HORSE** Obstacles **1234567**

Section	Distance in m	Speed in km/h	Minimum Time	Allowed Time	MaximumTime
A	2,500	6.00	<b>23:00</b>	<b>25:00</b>	30:00
B	6,880	14.00	<b>26:30</b>	<b>29:30</b>	59:00

**Time Table Z 3\* TEAM HORSE** Obstacles **1234567**

Section	Distance in m	Speed in km/h	Minimum Time	Allowed Time	MaximumTime
A	2,500	6.00	<b>23:00</b>	<b>25:00</b>	25:00
B	6,880	14.00	<b>26:30</b>	<b>29:30</b>	59:00

©Driving Program by Philippe Liénart (BEL) - [driving@horsesdriving.be](mailto:driving@horsesdriving.be) Scorer : ELLENMARIE ETTENGER