

## Result MARATHON











FEI2* Horse Single														
Rank	CNo	Driver	Nation	A	B	1	2	3	4	5	6	7	1-7	Total
1	43	Andrew Marcoux	Bellingham, MA	0.00	0.00	51.42 (1)		52.22 (1)	49.36 (1)	51.22 (2)	55.97 (2)	1:01.25 (1)	5:21.44 80.36	80.36
2	42	Vernon Helmuth	Hazelton, IA	0.00	0.00	53.91 (2)		54.61 (2)	53.80 (2)	45.77 (1)	52.63 (1)	1:06.08 (2)	5:26.80 81.70	81.70
3	44	Ryley Miller	Elverson, PA	0.00	0.25	1:00.77 (3)		58.81 (3)	1:03.19 (3)	51.92 (3)	1:02.58 (3)	1:15.02 (3)	6:12.29 93.07	93.32






FEI2* Pony Single														
Rank	CNo	Driver	Nation	A	B	1	2	3	4	5	6	7	1-7	Total
1	36	Alexia Guillemette	Cancour, QC	0.00	0.00	56.73 (1)		55.20 2 (4)	55.23 (1)	49.72 (1)	56.02 (1)	1:10.41 (5)	5:43.31 87.83	87.83
2	38	Jacqueline Kane	Hudson, MA	0.00	0.00	1:00.11 (4)		50.28 (1)	1:16.83 (5)	51.80 (2)	1:00.89 (4)	1:04.02 (1)	6:03.93 90.98	90.98
3	40	Denise Loewe	Fort Collins, CO	0.00	0.00	1:04.00 (5)		54.80 (3)	58.63 (2)	53.02 (4)	1:06.20 (5)	1:08.14 (4)	6:04.79 91.20	91.20
4	39	Denice Klinger	Alpharetta, GA	3.25	0.00	58.70 (3)		54.27 (2)	1:00.59 (3)	56.61 (5)	58.77 (3)	1:07.28 (3)	5:56.22 89.06	92.31
5	37	Kari Harmon	Westminster, SC	0.00	0.00	58.47 (2)		1:15.84 (5)	1:01.22 (4)	52.75 (3)	58.17 (2)	1:06.53 (2)	6:12.98 93.25	93.25

FEI2* Pony Pair														
Rank	CNo	Driver	Nation	A	B	1	2	3	4	5	6	7	1-7	Total
1	41	Colten Parker	Batavia, OH	0.00	0.00	51.20 (1)		50.91 (1)	46.64 (1)	43.17 (1)	51.36 (1)	1:05.27 (1)	5:08.55 77.14	77.14




FEI3* Horse Single														
Rank	CNo	Driver	Nation	A	B	1	2	3	4	5	6	7	1-7	Total
1	56	Taylor Bradish	Windsor, SC	0.00	0.00	48.61 (1)	56.52 (2)	48.19 (2)	45.86 (1)	43.16 (1)	49.39 (2)	55.11 (1)	5:46.84 86.71	86.71
2	57	Raymond Helmuth	Cambridge, IA	0.00	0.00	48.92 (2)	52.28 (1)	42.86 (1)	56.86 (6)	44.28 (2)	47.86 (1)	56.75 (2)	5:49.81 87.45	87.45
3	62	Sara Schmitt	Annandale, NJ	0.00	0.00	54.73 (5)	1:00.86 (5)	50.84 (3)	49.06 (2)	46.03 (3)	52.38 (3)	59.84 (3)	6:13.74 93.44	93.44
4	58	Catherine Levasseur	Ste Sophie, QC	0.00	0.00	54.05 (4)	1:00.92 (7)	51.92 (4)	54.22 (3)	50.58 (6)	59.86 (8)	1:10.33 (5)	6:41.88 100.47	100.47
5	61	Carole Precious	Puslinch, ON	0.00	0.00	1:01.53 (7)	1:00.30 (4)	54.86 (6)	57.70 (7)	47.00 (4)	54.91 (5)	1:03.77 2 (6)	6:40.07 102.02	102.02

6	63	Allison Stroud	 Kennett Square, PA	0.00	0.00	1:04.92 (9)	1:03.38 (9)	52.44 (5)	55.70 (4)	48.58 (5)	57.92 (6)	1:09.16 (4)	6:52.10 103.03	103.03
7	59	Denis Martin	 Shannon, QC	0.00	0.00	57.48 (6)	1:00.28 (3)	1:04.89 (11)	55.97 (5)	51.31 (7)	58.91 (7)	1:16.50 (8)	7:05.34 106.34	106.34
8	55	Paula Bliss	 Hillsboro, VA	0.00	0.00	1:02.31 (8)	1:01.23 (8)	58.66 (8)	1:12.13 (11)	58.30 (11)	54.74 (4)	1:14.11 (7)	7:21.48 110.37	110.37
9	54	Leslie Berndt	 Lexington, KY	0.00	0.00	50.47 (3)	1:11.88 (11)	55.02 (7)	1:04.75 (10)	53.45 (9)	1:05.80 (10)	1:35.17 (11)	7:36.54 114.14	114.14
10	66	Marianna Yeager	 Alachua, FL	0.00	0.00	1:05.91 (10)	1:00.88 (5)	58.70 (9)	1:16.74 (12)	52.92 (8)	1:01.89 (9)	1:39.53 (12)	7:56.57 119.14	119.14
11	64	Jennifer Thompson	 Lodi, WI	0.00	0.00	1:19.45 (12)	1:08.19 (10)	1:01.55 (10)	1:02.92 (8)	54.86 (10)	1:09.11 (11)	1:34.97 (10)	8:11.05 122.76	122.76
12	65	Natalie Tasha Wilkie	 Paso Robles, CA	0.00	0.00	1:06.69 (11)	1:20.17 (12)	1:12.94 (12)	1:03.38 (9)	1:04.25 (12)	1:14.91 (12)	1:30.47 (9)	8:32.81 128.20	128.20
-	60	Carrie Ostrowski-Place	 Versailles, KY	0.00	0.00	RT								RT





### FEI3\* Pony Single

Rank	CNo	Driver	Nation	A	B	1	2	3	4	5	6	7	1-7	Total
1	49	Sarah Reitz	 Honeoye Falls, NY	0.00	0.00	52.42 (2)	55.02 (1)	48.41 (1)	50.22 (2)	44.66 (1)	50.17 (2)	56.98 (1)	5:57.88 89.47	89.47
2	47	Anna Koopman	 Middleburg, VA	0.00	0.00	52.49 (3)	58.31 (2)	54.98 (3)	51.72 (3)	45.06 2 (3)	48.95 (1)	58.53 (2)	6:10.04 94.51	94.51
3	45	Amy Cross	 Chestertown, MD	0.00	0.00	49.28 (1)	1:04.20 (5)	52.27 (2)	48.64 (1)	45.11 (2)	52.70 (3)	1:07.64 2 (5)	6:19.84 96.96	96.96
4	46	Dana Diemer	 Raeford, NC	0.00	0.00	53.97 (4)	59.75 (3)	58.17 (5)	59.73 (4)	53.52 (4)	54.98 (4)	1:01.63 (3)	6:41.75 100.44	100.44
5	50	Patti Rozensky	 Archer, FL	0.00	0.00	1:04.45 (5)	1:01.84 (4)	55.88 (4)	1:14.63 20 (5)	55.98 (5)	1:06.78 (5)	1:07.31 (4)	7:26.87 131.72	131.72

### FEI3\* Pony Pair

Rank	CNo	Driver	Nation	A	B	1	2	3	4	5	6	7	1-7	Total
1	52	Yannik Scherrer	 Micanopy, FL	0.25	0.00	48.86 (1)	55.23 (1)	42.92 (1)	46.59 (1)	47.42 (1)	48.22 (1)	1:00.05 (1)	5:49.29 87.32	87.57
2	51	Johan Nijs	 Kerkom	0.00	0.00	1:02.14 (3)	1:04.75 (3)	53.84 (2)	53.72 (2)	49.59 (3)	57.20 (3)	1:06.97 (2)	6:48.21 102.05	102.05
3	53	Katie Whaley	 Paris, KY	7.75	0.00	58.80 (2)	1:02.58 (2)	57.88 (3)	59.52 (3)	48.34 (2)	53.00 (2)	1:23.92 2 (3)	7:04.04 108.01	115.76



### FEI3\* Horse Team

Rank	CNo	Driver	Nation	A	B	1	2	3	4	5	6	7	1-7	Total
1	70	Chester Weber	 Ocala, FL	0.00	0.00	1:07.09 (1)	1:13.74 (1)	1:09.14 (1)	1:11.52 (1)	1:04.05 (1)	1:00.89 (1)	1:19.75 (1)	8:06.18 121.55	121.55
2	67	James Fairclough	 Newton, NJ	0.00	0.00	1:29.19 (3)	1:35.75 (4)	1:16.73 (2)	1:12.19 (2)	1:07.84 (2)	1:07.39 (2)	1:23.06 (2)	9:12.15 138.04	138.04
3	68	Paul Maye	 Fairfield, VA	7.00	0.00	1:14.30 (2)	1:24.03 2 (2)	1:20.92 (4)	1:19.63 2 (3)	1:09.89 2 (3)	1:07.50 (3)	1:42.05 (4)	9:18.32 145.58	152.58
4	69	Gerben Steenbeek	 St. Mary, ON	0.00	0.00	2:07.41 20 (4)	1:33.95 (3)	1:17.41 (3)	1:56.28 (4)	1:13.31 4 (4)	1:11.36 (4)	1:38.64 (3)	10:58.36 188.59	188.59






## Intermediate Horse Single

Rank	CNo	Driver	Nation	A	B	1	2	3	4	5	6	7	1-7	Total
1	31	Suzy Stafford	 Franklinville, NJ	0.00	0.00	55.31 (1)		38.92 (1)	44.64 (1)	39.06 (1)	44.86 (1)	52.08 (1)	4:34.87 68.72	68.72
2	30	Bettina Scherer	 Wellington, FL	0.00	0.00	55.95 (2)		47.64 (2)	50.72 (3)	56.25 (7)	46.69 (2)	54.94 (2)	5:12.19 78.05	78.05
3	28	Martha Merry	 Lebanon, OH	0.00	0.00	1:05.89 (6)		52.58 (3)	50.45 (2)	44.08 (2)	49.33 (3)	54.95 (2)	5:17.28 79.32	79.32
4	24	William Allen	 Windsor, SC	0.00	0.00	59.44 (4)		53.69 (5)	57.19 (6)	45.44 (4)	54.88 (6)	58.22 2 (6)	5:28.86 84.22	84.22
5	26	Bob Koopman	 Northbridge, MA	0.00	0.00	1:06.92 (7)		54.05 (6)	55.70 (4)	44.14 (3)	53.17 (5)	1:03.98 (5)	5:37.96 84.49	84.49
6	29	Timothy Palloni	 Madison, VA	0.00	0.00	56.99 (3)		53.25 (4)	59.16 (7)	48.44 (6)	51.56 (4)	1:16.34 (7)	5:45.74 86.44	86.44
7	27	Daniel Mazar	 Weirsdale, FL	0.00	0.00	1:02.94 (5)		1:47.53 5 (8)	55.92 (5)	46.95 (5)	55.45 (7)	59.14 (4)	6:27.93 101.98	101.98
8	25	Justine Hryczaniuk	 Louisa, VA	0.00	25.00	1:58.36 (8)		56.77 (7)	1:13.44 (8)	56.41 (8)	1:27.50 (8)	2:14.66 (8)	8:47.14 131.79	156.79





## Intermediate Horse Single Para

Rank	CNo	Driver	Nation	A	B	1	2	3	4	5	6	7	1-7	Total
1	23	Cindy Cullinane	 Milford, NJ	0.00	0.00	1:10.06 (2)		1:01.28 (2)	58.42 (1)	52.98 (1)	56.27 (1)	1:12.31 (1)	6:11.32 92.83	92.83
2	22	Bob Giles	 Morriston, FL	0.00	0.00	1:09.02 (1)		53.13 (1)	1:04.53 (2)	1:01.55 2 (2)	1:17.16 (2)	1:32.70 (2)	6:58.09 106.52	106.52



## Intermediate Pony Single

Rank	CNo	Driver	Nation	A	B	1	2	3	4	5	6	7	1-7	Total
1	15	Janelle Marshall	 Windsor, SC	0.00	0.00	52.58 (1)		38.14 (1)	47.80 (1)	39.77 (1)	42.72 (1)	46.95 (1)	4:27.96 66.99	66.99
2	14	Sarah Aparicio	 La Canada, CA	0.00	0.00	55.95 (2)		57.23 (4)	50.91 (3)	46.02 (4)	46.89 (2)	56.81 (2)	5:13.81 78.45	78.45
3	17	Lorri Wallis	 Perryville, AR	0.00	0.00	1:02.09 (3)		49.24 (3)	1:00.14 (5)	51.11 (5)	49.86 (3)	57.44 (3)	5:29.88 82.47	82.47
4	18	Martha Younger	 New Tecumseth, ON	0.00	0.00	1:03.61 (4)		1:00.75 (5)	59.30 (4)	45.30 (3)	50.48 (4)	1:01.53 (5)	5:40.97 85.24	85.24
5	16	Brandy Snedden	 Thornville, OH	11.50	0.00	1:05.78 (5)		43.77 (2)	50.64 (2)	44.75 (2)	51.81 (5)	59.58 (4)	5:16.33 79.08	90.58


## Intermediate Horse Pair

Rank	CNo	Driver	Nation	A	B	1	2	3	4	5	6	7	1-7	Total
1	35	Jennifer Johnson	 Barboursville, VA	0.00	0.00	54.11 (1)		45.88 (1)	50.11 (1)	43.08 (1)	48.33 (1)	1:07.31 2 (3)	5:08.82 79.21	79.21
2	33	Kathrin Dancer	 Woodside, CA	0.00	0.00	59.98 (2)		48.86 (2)	51.61 (2)	52.19 2 (3)	54.17 (2)	59.20 (1)	5:26.01 83.50	83.50
3	34	Jeffrey Day	 Naples, FL	0.00	0.00	1:00.77 (3)		50.39 (3)	1:00.37 (3)	55.53 (2)	1:00.31 (3)	1:04.25 (2)	5:51.62 87.91	87.91
4	32	Darryl Billing	 Elmira, ON	0.00	0.00	1:24.06 (4)		1:21.22 (4)	2:05.42 (4)	1:05.50 (4)	1:09.73 (4)	1:39.58 (4)	8:45.51 131.38	131.38







## Intermediate Pony Pair

Rank	CNo	Driver	Nation	A	B	1	2	3	4	5	6	7	1-7	Total
1	20	Liz Murray	 Asheville, NC	1.00	0.00	56.52 (1)		47.16 (2)	52.78 (1)	46.08 (2)	50.50 (1)	1:17.69 (1)	5:30.73 82.68	83.68
2	21	Boots Wright	 Ocala, FL	0.00	0.00	1:01.55 (2)		45.30 (1)	53.55 (2)	42.69 (1)	53.91 (2)	1:13.59 2 (2)	5:30.59 84.65	84.65






## Intermediate Pony small Pair

Rank	CNo	Driver	Nation	A	B	1	2	3	4	5	6	7	1-7	Total
1	19	Elizabeth Keathley	 Micanopy, FL	0.00	0.00	1:02.48 (1)		41.20 (1)	48.41 (1)	42.09 (1)	49.25 (1)	59.16 (1)	5:02.59 75.65	75.65

## Youth Division 12 and under

Rank	CNo	Driver	Nation	A	B	1	2	3	4	5	6	7	1-7	Total
1	6	Ben Riese	 Mount Airy, MD	0.00	0.00	0.00			41.27 (2)	46.67 (2)	54.23 (2)	1:08.14 (2)	3:30.31 52.58	52.58
2	3	Joseph Hunter	 Concord, VA	0.00	0.00	0.00			1:04.42 (3)	56.53 (3)	55.89 (3)	1:32.09 (4)	4:28.93 67.23	67.23
3	5	Ashton Maye	 Fairfield, VA	27.75	0.00	0.00			37.45 (1)	37.94 (1)	42.08 (1)	48.39 (1)	2:45.86 41.47	69.22
4	2	Paisley Cramer	 Alachua, FL	0.00	0.00	0.00			1:50.14 (6)	1:23.20 (5)	59.14 (4)	1:16.77 (3)	5:29.25 82.31	82.31
5	4	Lynden Kersten	 West Grove, PA	0.00	0.00	0.00			1:24.34 (4)	1:25.92 (6)	1:31.70 (5)	1:50.95 (6)	6:12.91 93.23	93.23
6	1	Kailyn Briggs	 Collegeville, PA	12.50	20.00	0.00			1:25.89 (5)	1:19.00 (4)	1:35.47 (6)	1:33.59 (5)	5:53.95 88.49	120.99

## Youth Division 13-16

Rank	CNo	Driver	Nation	A	B	1	2	3	4	5	6	7	1-7	Total
1	7	Sarah Batstone Roberts	 Ocala, FL	0.00	1.25	0.00			30.63 (1)	30.83 (1)	34.61 (2)	46.09 (2)	2:22.16 35.54	36.79
2	10	Isabelle Welch	 Williston, FL	0.00	0.00	0.00			33.61 (2)	34.95 (2)	35.70 (3)	46.03 (1)	2:30.29 37.57	37.57
3	9	Molly Peterson	 Grand St-Esprit, QC	0.00	0.00	0.00			33.59 (2)	39.22 (4)	33.53 (1)	49.98 (3)	2:36.32 39.08	39.08
4	11	Ethan Yeager	 Alachua, FL	0.00	0.00	0.00			36.73 (4)	38.24 (3)	40.11 (4)	54.69 (5)	2:49.77 42.44	42.44
5	8	Felicity Demitry	 Middlesex, NY	0.00	0.00	0.00			48.64 (5)	47.72 (5)	41.98 (5)	51.34 (4)	3:09.68 47.42	47.42

Signature President of the Jury:

.....  
Bert Jambon (BEL)